

Quote Order Form

FAX THIS PAGE:
815-498-3732

(CHECK ONE)

This order CANNOT be processed unless all steps are completed.

| | COST | RETAIL |
|---------------------|-------|--------|
| Top | _____ | _____ |
| Overflow | _____ | _____ |
| Side Splashes | _____ | _____ |
| Packaging & Freight | _____ | _____ |

Volume Qtys. Call for Pricing & Lead Times

Lead Time 4 weeks to arrival

Date: _____

P.O.# (if placing an order) _____

Store Name/Store # _____

City & State: _____

Order Placed By: _____

Store Phone: _____

Store Fax: _____

E-Mail: _____



Imperial Marble Corp.
815-498-2303

**SIGNATURE NEEDED
TO PROCESS ORDER:** _____

1. COLOR

Marmara-Marble

Crystalline-Onyx

Solid Some Limitations apply to: *Black, Cranberry, Hunter*

Standard Satin Stone®

Premium Satin Stone®

Duo-Tone

Deck _____ Bowl _____

7. VANITY TOP LENGTH & DEPTH

LENGTH: _____

DEPTH: _____

19" 22"

25"

Other: _____

*Custom depths have loose backsplash only (factory attached)

8. END TREATMENT

Left Side Splash

Right Side Splash

Finished End **R and/or L**

Unfinished **R and/or L**

9. SINK LOCATION
(see bowl style minimums)

SINGLE: _____ inches from right edge to drain center

DOUBLE:

Right Sink _____ inches from the right edge to drain center

Left Sink _____ inches from the left edge to drain center

2. FINISH

Gloss Matte

*Matte not recommended for dark colors

3. FAUCET CENTER SET

4" 8"

Single None

4. BACKSPASH

3" standard

4", only available in 19" & 22"


Detached Dimensions _____

None

5. EDGE

Standard Edge

1 1/2" Beveled Edge
*only available in 22" depth with 3" backsplash (Extra Charge)

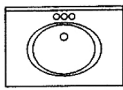


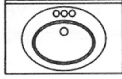
6. OVERFLOW

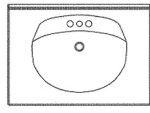
Add overflow, extra charge will apply. (*Not available on Wave & Royal bowl)

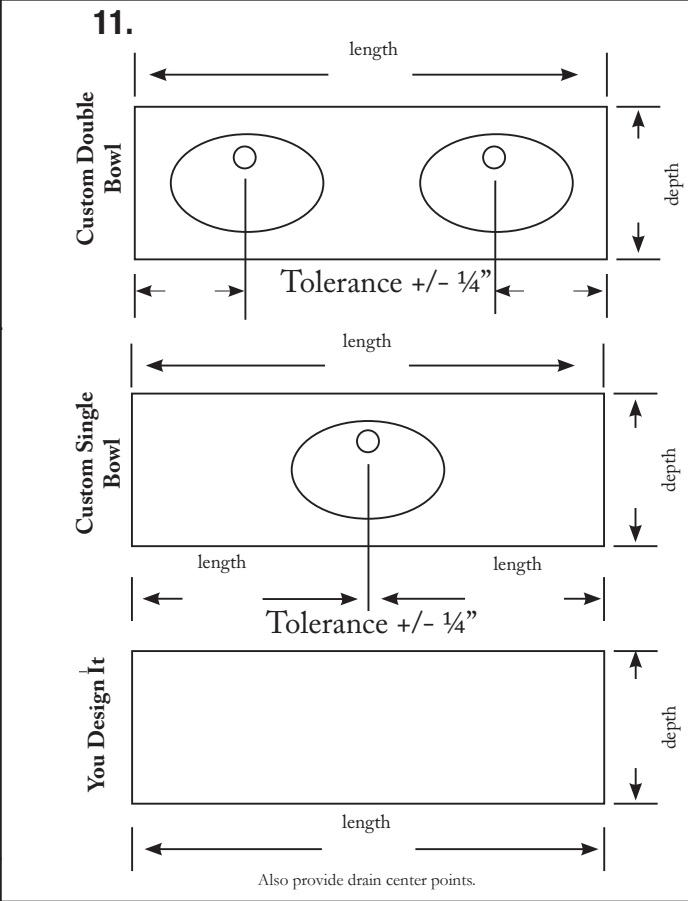
All tops delivered WITHOUT overflow unless otherwise specified.

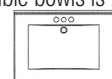
10. BOWL STYLE


OVAL
19" NOT AVAILABLE
Min spread between double bowls is 30". Min drain center offset = 12"


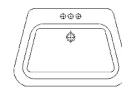
RECESSED OVAL
Min spread between double bowls is 25"
Min drain center offset 22" depth = 12"
19" depth = 11"


OLYMPIC
Min spread between double bowls is 30"
Min drain center offset 22" depth = 15 1/2"
19" depth = 11"




RECESSED WAVE
*custom wave bowl has a slight lip on the bowl edge
19" NOT AVAILABLE, Overflow N/A
Min. spread between double bowls is 29"
Min. drain center offset 12 1/2"


RECESSED SHELL
Min. spread between double bowls is 25"
Min. drain center offset 22" depth = 12"
19" depth = 11"


ROYALE
Min spread between double bowls is 28"
Min drain center offset 22" depth = 12 1/2"
19" depth = 10 1/2"

*overflow not available

UNDERMOUNT

Tsati-Oval
 White Bisque

Walden-Rectangle
 White Bisque

DROP-IN
*Physical template required

VESSEL
*Fax specs with hole size & location

SPACE SAVER
Bowl size: 15 1/8" x 10 3/8"
*not available in double bowl

NO BOWL-SLAB ONLY